

# ZytoLight® CEN 17/SPEC ERBB2 Dual Color Probe



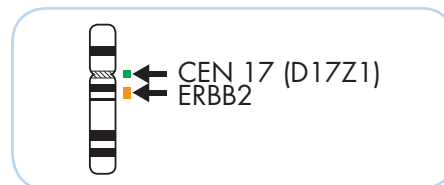
## Background

The ZytoLight® CEN 17/SPEC ERBB2 Dual Color Probe (PL36) is intended to be used for the qualitative detection of amplifications involving the human ERBB2 gene as well as the detection of chromosome 17 alpha satellites in formalin-fixed, paraffin-embedded specimens, such as breast cancer and gastric/gastroesophageal junction cancer, by fluorescence *in situ* hybridization (FISH). The probe is intended to be used in combination with the ZytoLight® FISH-Tissue Implementation Kit (Prod. No. Z-2028-5/-20). The product is intended for professional use only. All tests using the product should be performed in a certified, licensed anatomic pathology laboratory under the supervision of a pathologist/human geneticist by qualified personnel. The probe is intended to be used as an aid to the differential diagnosis of breast cancer and gastric/gastroesophageal junction cancer and therapeutic measures should not be initiated based on the test result alone.

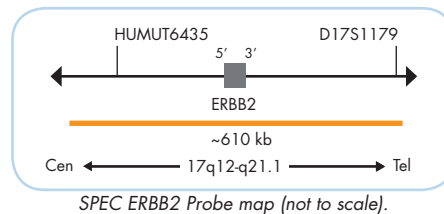
## Probe Description

The ZytoLight® CEN 17/SPEC ERBB2 Dual Color Probe is composed of:

- ZyGreen (excitation 503 nm/emission 528 nm) labeled polynucleotides (~4.5 ng/μl), which target sequences mapping in 17p11.1-q11.1 specific for the alpha satellite centromeric region D17Z1 of chromosome 17.
- ZyOrange (excitation 547 nm/emission 572 nm) labeled polynucleotides (~4.5 ng/μl), which target sequences mapping in 17q12-q21.1\*\* (chr17:37,572,531-38,181,308) harboring the ERBB2 gene region.
- Formamide based hybridization buffer



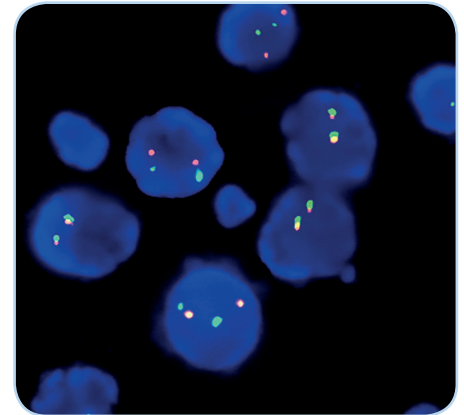
Ideogram of chromosome 17 indicating the hybridization locations.



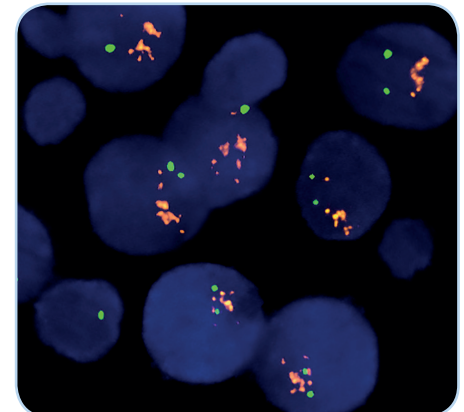
SPEC ERBB2 Probe map (not to scale).

## Results

In a normal interphase nucleus, two orange and two green signals are expected. In a cell with amplification of the ERBB2 gene locus, multiple copies of the orange signal or orange signal clusters will be observed.



Normal interphase cells, ERBB2 (orange), CEN 17 (green).



Breast carcinoma tissue section, ERBB2 gene cluster (orange), CEN 17 (green).

Prod. No.	Product	Label	Tests* (Volume)
Z-2077-50	ZytoLight CEN 17/SPEC ERBB2 Dual Color Probe CE IVD	●/●	5 (50 μl)
Z-2077-200	ZytoLight CEN 17/SPEC ERBB2 Dual Color Probe CE IVD	●/●	20 (200 μl)
Related Products			
Z-2028-5	ZytoLight FISH-Tissue Implementation Kit CE IVD Incl. Heat Pretreatment Solution Citric, 150 ml; Pepsin Solution, 1 ml; Wash Buffer SSC, 210 ml; 25x Wash Buffer A, 50 ml; DAPI/DuraTect-Solution, 0.2 ml		5
Z-2028-20	ZytoLight FISH-Tissue Implementation Kit CE IVD Incl. Heat Pretreatment Solution Citric, 500 ml; Pepsin Solution, 4 ml; Wash Buffer SSC, 560 ml; 25x Wash Buffer A, 100 ml; DAPI/DuraTect-Solution, 0.8 ml		20

\* Using 10 μl probe solution per test. IVD labeled products are only available in certain countries. All other countries research use only! Please contact your local dealer for more information.

\*\*According to Human Genome Assembly GRCh37/hg19